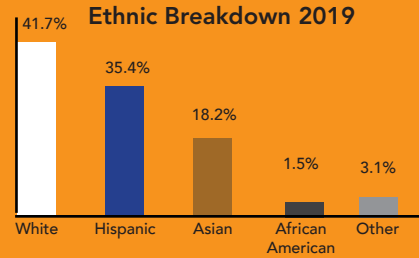
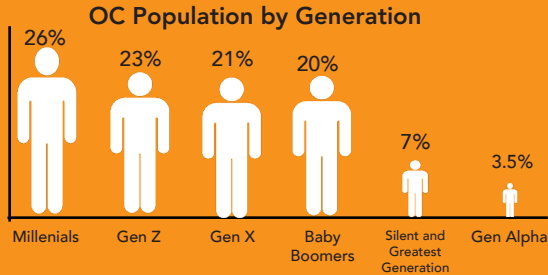


2020 ORANGE COUNTY WORKFORCE INDICATORS REPORT: KEY FINDINGS



DEMOGRAPHICS: DESPITE THE COUNTY GROWING OLDER, MILLENNIALS NOW THE DOMINANT GENERATION



65+ age group will grow

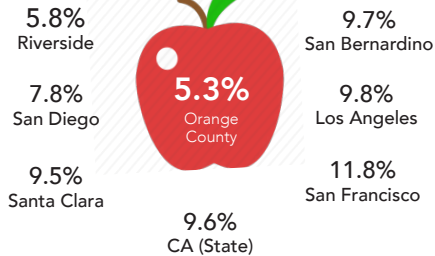


from 16% in 2019
to 29% in 2060
with all other age groups shrinking.


OC Population grew by **10,962**
from 2017-2018
despite **23,743**
leaving the region

ORANGE COUNTY'S K-12 EDUCATION SYSTEM OUTGROWS PEERS

Lowest High School Drop-Out Rate



Graduation Rate (by county)



College Readiness

Where Students are Going

- > California Community Colleges - **42.8%**
- > California State Universities - **11.8%**
- > Out of State - **9.0%**
- > University of California - **8.4%**
- > Private 2-year and 4-year colleges - **4.1%**

BOOMING ECONOMY WITH NEAR-RECORD LOW UNEMPLOYMENT



3.0%
Unemployment Rate
Lowest in
Southern California

Top OC Job Postings (Last 12 Months)



- > Software Developers, **26,296 job postings**
- > Registered Nurses - **22,362**
- > Heavy and Tractor-Trailer Truck Drivers - **21,448**
- > Customer Service Representatives - **16,147**
- > Retail Salespersons - **15,781**

Largest Industries (By Workforce)

- > Healthcare and Social Assistance - **190,032**
- > Accommodation and Food Services - **171,504**
- > Manufacturing - **159,750**

ORANGE COUNTY SPECIAL FEATURE HIGHLIGHTS

HEALTHCARE INFORMATION TECHNOLOGY

Largest Healthcare IT Occupations Include:

› **Medical Records and Health Information Technician**

fun fact!



Orange County employed
2,084 in 2019
2.9% more than in 2018

› Computer User Support Specialists

› Computer Systems Analysts

EMERGING TECHNOLOGIES AND CAREER EDUCATION

STEAM Degrees & Certifications:

In 2017, OC Community Colleges awarded

3,340

STEM-Related certifications

&

2,843

STEM-Related Associate Degrees

11% of

State Total

LATINO EDUCATIONAL ATTAINMENT INITIATIVE (LEA)



10 Educational Commandments Program Administered To:



149 schools



12 school districts



30,000 OC parents

since it began
15 years ago!

Visit OCBC.org/LEA to learn more.

THE ARTS IN ORANGE COUNTY'S LABOR MARKETS

In 2018, OC's Arts, Tourism, and Entertainment Sectors Attracted:



50 million
visitors



220,000
workers



\$13 billion in
economic impact

Top 3 Arts Jobs Defensible
Against Automation:

- › Choreographers
- › Fabric and apparel patternmakers
- › Set and Exhibit Designers

2017 - 2030 Growth:

- › Dancers **+54%**
- › Interior Designers **42%**
- › Multimedia Artists and Animators **41%**

THE FUTURE OF ORANGE COUNTY'S WORKFORCE: AUTOMATION DRIVING TRANSFORMATION OF THE COUNTY WORKFORCE

Increasing Demand for Defensible Soft Skills



Creativity



Critical Thinking



Active Learning



Highest Job Growth:

- › Health Professionals **+48%**
- › Health Aides, Technicians, and Wellness **30%**
- › Creatives and Arts Management **21%**
- › Business/Legal Professionals **20%**
- › STEM Professionals **37%**